








KEY

-  Event Registration
 -  Parking
 -  Toilets
 -  Landing Zone
 -  Spectator Point
 -  Aid Station
-
- 

South Pacific Ocean



2.4km

1km

SEE INSET BELOW

START FINISH

Entrance

Rangers Headquarters

22nd Ave

Waitikiri Drive

ROADHAVEN AVE

BOWEN AVE

QUEENSPARK DRIVE

ASTON DR